

Fifth Grade

Dear Parents,

For our Project Week, each student will be responsible for completing a Native American Tribe Project. The project is due on Friday, January 6th, 2023 and students will be presenting their projects orally on this day. The rubric and project information is attached.

Please sign and return this letter to school. If you have any questions regarding the project, please do not hesitate to contact us.

Thank you for your continued support,

We have received and reviewed the project and presentation information and are aware the project is due on Friday, January 6th, 2023.

Student Name: _____

Tribe: _____

Parent/Guardian Signature

Date

5th Grade Independent Study Project Native American Research Presentation

For this project, you will research one Native American tribe. You will choose several questions to answer about the tribe, and write a paragraph to answer each question. You will display your research along with some illustrations on a trifold board. On Friday, January 6th, you will present your research to the class.

Details:

- Your assigned tribe: _____
- Look at the Research Questions page. What questions would you like to ask about your chosen tribe? Choose 5 questions.
- Research answers in books at the library or online (be sure to have a parent with you).
- Use at least three different sources.
- Take notes to answer the questions.
- Reference your work! You'll need to include a bibliography.
- Write your notes into paragraphs- one paragraph per question.
- Print or draw some pictures to illustrate what you've learned. (You must include at least 3 pictures, including a map of where the tribe lived.)
- Display your information on a tri-fold board.
- Bonus! Include a 3D model of something that you researched. (Example: doll dressed in traditional clothing; model of tribe's home)

Research Questions

You must answer the following three questions:











1. Where did this tribe live?
2. What type of clothing did the tribe members wear?
Describe it.
3. What work did the men do? The women do? The children do?

Now, EITHER choose two of the questions from the list below OR come up with your own questions. If you want to choose more than two additional questions, go for it!

4. What materials from their environment did they use to make what they needed?
5. What are some of the things they made?
6. What kind of food did they eat?
7. What kind of house did they live in? How did they build them?
8. What was their music like?
9. What religion did this tribe follow?
10. What kind of games did they play?
11. Did they use any form of money? What kind?
12. Were there any special ceremonies this tribe conducted? Describe them.

Trifold Board Sample Layout

Trifold Size: 28" x 40"

<p>1st Topic Paragraph</p>  <p>Picture or Illustration</p>  <p>Paragraph 3</p>  <p>Paragraph 4</p> 	<p>Name of Tribe</p> <p>Name: _____ Class: _____</p> <p>Map</p>  <p>Where They Lived (Paragraph 5)</p>  <p>Extra Credit! 3D Model set up in front of board.</p>	<p>Interesting Facts</p>  <p>Paragraph 2</p>  <p>Picture or Illustration</p>  <p>Bibliography</p> 
--	--	--

Recommended Online Resources

www.britannica.com

www.nationalgeographic.com

www.history.com

www.smithsonianmag.com

****Always get an adult's approval before going online.****

Libraries also have great books, encyclopedias, and periodicals!

How to Create Your Bibliography

Follow the examples below to reference your sources for your research.

<p>Book:</p> <p>1. Author. 2. Title of book. (italicized) 3. City of publication: 4. Publisher, date of publication.</p> <p>Example: Smith, John. <i>Book Title</i>. New York: Doubleday, 1985</p>	<p>Website:</p> <p>1. Author (if known). 2. "Title of article." 3. Title of website. (if relevant, italicized) 4. date of visit. 5. web address. (enclosed in angle brackets)</p> <p>Example: Boritt, Gabor S. "Civil War." World Book Online. 10 September 1999. <www.websiteaddress.com></p>
<p>Encyclopedia:</p> <p>1. Author of article (if available). 2. "Title of article." 3. Title of encyclopedia. (italicized) 4. Date of edition. (Volume and page number not necessary if articles are arranged alphabetically).</p> <p>Example: Eiselen, Malcolm R. "Franklin, Benjamin." The World Book Encyclopedia. 1999.</p>	<p>Online Encyclopedia:</p> <p>1. Author, if shown 2. "Title of the article." 3. Name of encyclopedia (underlined). 4. Name of publisher, date of publication, if available. 5. Date of your visit. 6. web address (enclosed in angle brackets)</p> <p>Example: "Franklin, Benjamin." Britannica Elementary Encyclopedia. 2007. Encyclopædia Britannica Online School Edition. 10 Apr. 2007 . <http://samplewebsite.com/article></p>
<p>Periodical (magazine, newspaper):</p> <p>1. Author (if available). 2. "Title of article." 3. Periodical title (italicized) date: page.</p> <p>Example: Jones, Beth. "Beautiful Queens." <i>Magazine Title</i> May 1996: 20-22.</p>	<p>Online Periodical:</p> <p>1. Author. 2. "Title of article." 3. Periodical title (italicized) date: page. 4. Name of database. (underlined) 5. Publisher of database (if available). 6. Date of visit. Date Month year 7. web address . (enclosed in angle brackets)</p> <p>Example: Miller, Claire. "Prickly Prowlers." Ranger Rick June 2003: 22-27. SIRS Discoverer. ProQuest Information and Learning. 25 Feb. 2002 <www.rangerrick.com/etc></p>

Packet Sources:

"Bibliography Worksheet for Grades 4, 5 & 6." Foresthills School District. 12/11/2015
<http://www.foresthills.edu/docs/2-BibWksht456.pdf>

S. Moorman, "Native American Tribe Research Report Project." 12/11/2015
www.teacherspayteachers.com

My Project Checklist

_____ I chose at least 5 questions to answer.

_____ I researched to find answers to my questions and I took notes.

_____ I used at least 3 sources.

_____ I referenced my sources in my bibliography.

_____ I wrote one paragraph to answer each question.

_____ I made a tri fold board.

_____ My board has a title and my name.

_____ My board has all of my paragraphs on it.

_____ My board has my bibliography page on it.

_____ My board has a map.

_____ My board has two pictures or illustrations.

_____ I did my best work!

Name: _____ Tribe: _____

Turn in this grading rubric with your board. Your teacher will fill this out.

Board 20 points	Board includes, student name, title, five separate answers to questions, two pictures, and a map.	One element missing.	Two or three elements are missing.	More than three elements are missing.
Paragraphs 20 points	Paragraphs are well-written and descriptive. Punctuation, grammar, capitalization, and spelling are all correct.	One or two elements are missing.	Three or four elements are missing.	More than four elements are missing.
Content 20 points	Information about the tribe shows excellent understanding of the topic.	Information about the tribe shows a good understanding of the topic.	Information about the tribe shows little understanding of the topic.	Information about the tribe is missing.
Bibliography 20 points	At least three sources are listed and properly referenced.	At least three sources are listed with few errors in referencing.	Some sources missing or improperly referenced.	Bibliography missing.
Presentation 20 points	Board presentation shows excellent attention to detail and is visually appealing.	Board presentation shows good attention to detail and is visually appealing.	Board presentation is complete but shows minimal attention to detail.	Board presentation shows little attention to detail.
Extra Credit 5 points	Extra Credit included and done exceptionally well.	Extra Credit included and done well.	Completed Extra Credit included.	Partially completed Extra Credit included.

Teacher Notes:

Score: /100

Bonus:

Total: